BIXOLON®

Software Manual

PassThrough

Android

Ver. 1.00

http://www.bixolon.com

Table of Contents

1. Manual Information 3

2. Operating Environment 3
2-1 Operating System 3
2-2 Interface 3
2-3 Printer Support 3
2-4 Purpose of Support 3

3. Useful Function 3
3-1 If Connection is made 4
3-2 If Connection is failed 5

1. Manual Information

This manual is to provide users with the necessary information to make good use of the BIXOLON Pass Through function in an Android environment.

2. Operating Environment

2-1 Operating System

• Android OS V4.1 and later

2-2 Interface

• Wi-Fi

2-3 Printer Support

• XQ-840

2-4 Purpose of support

• Supports WLAN interface not supported by XQ-840 through Pass Through App
• Pass data to the printer by receiving WLAN data through the server of the Pass Through App

3. Useful Function

Power on both printer & tablet. And run “BIXOLON Pass Through” application

3-1 If Connection is made

1) ‘The server is running’ message, IP address and Port will be shown.
   - IP address
     - IP address and connection type.
   - Port
     - Port number (Default: 9100)

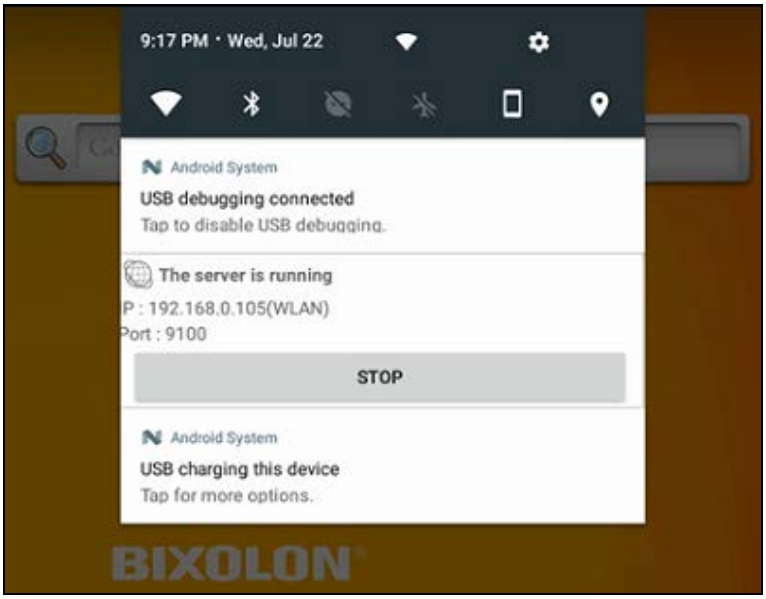

3-2 If Connection is failed

1) Printer connection fail
   • RECONNECT
     - To try the connection again
   • STOP
     - Stop to server and close application

* Please check the printer power if connection is not made by selecting ‘RECONNECT’.

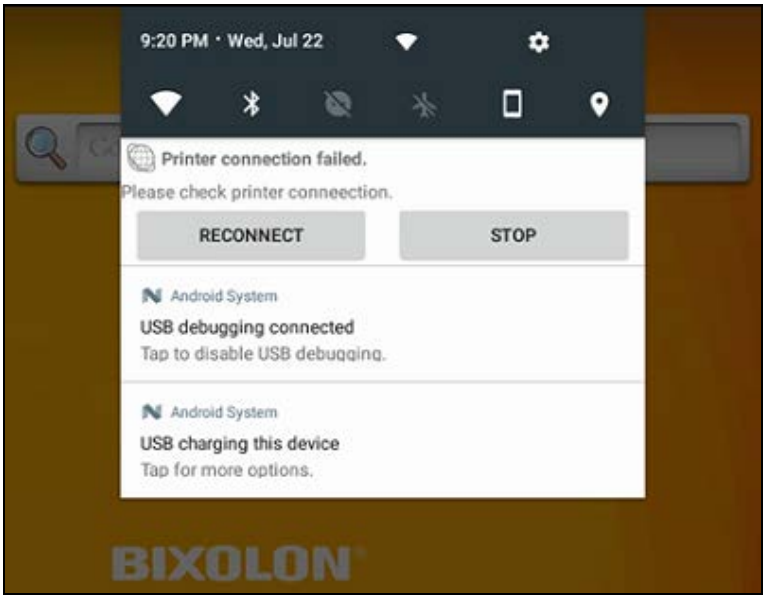

2) If port open is failed
   • CHANGE PORT
     - Change the port
   • STOP
     - Stop to server and close application

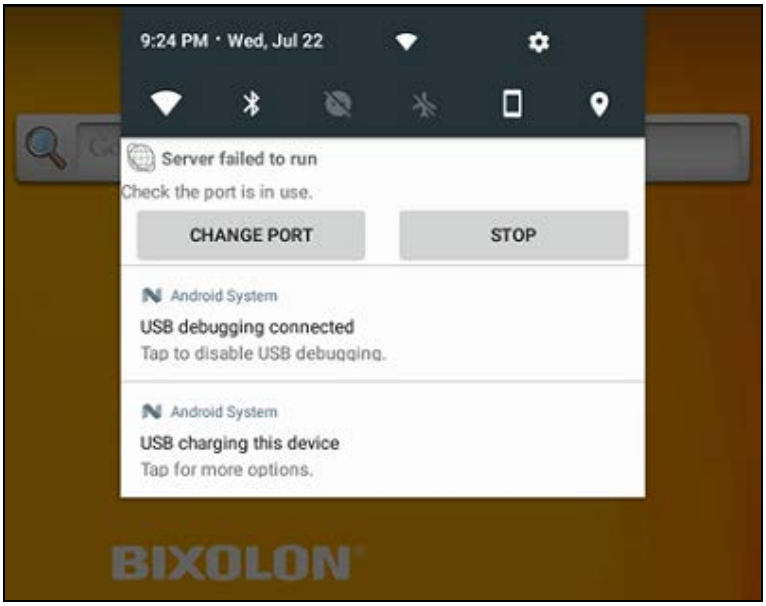

3) How to change port
   • Port number: Enter new port number
   • Save
     - Set and save the changed port number
   • Cancel
     - Cancel to change port number



4) Success change port number
   • New port number is shown if port number is correctly changed

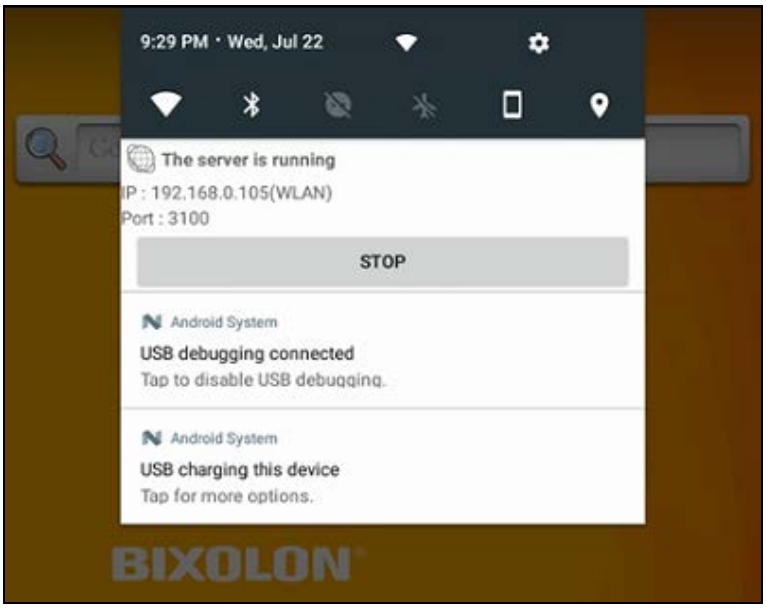

Copyright

© BIXOLON Co., Ltd. All rights reserved.

This user manual and all property of the product are protected under copyright law.
It is strictly prohibited to copy, store, and transmit the whole or any part of the manual and any property of the product without the prior written approval of BIXOLON Co., Ltd.
The information contained herein is designed only for use with this BIXOLON product.
BIXOLON is not responsible for any direct or indirect damages, arising from or related to use of this information.

- The BIXOLON logo is the registered trademark of BIXOLON Co., Ltd.
- All other brand or product names are trademarks of their respective companies or organizations.

BIXOLON Co., Ltd. maintains ongoing efforts to enhance and upgrade the functions and quality of all our products.
In the following, product specifications and/or user manual content may be changed without prior notice.

Caution

Some semiconductor devices are easily damaged by static electricity. You should turn the printer “OFF”, before you connect or remove the cables on the rear side, in order to guard the printer against the static electricity. If the printer is damaged by the static electricity, you should turn the printer “OFF”.

Revision history

Rev.	Date	Page	Description
1.00	30.07.20	-	New